

[View this email in your browser](#)



November 2021

MIDLAND BUS KITS NEWSLETTER 3

Wow is this really the 3rd Newsletter already?, where is the time going. We are certainly hoping you are finding our Newsletter interesting, and thank you for your contributions, it really is appreciated. If you have finished any of our kits, we would love to show them on our gallery page on our website so please send them in to midlandbuskits@outlook.com

Midland Bus Kits is currently working on 5 new kits for release in the coming months so please keep your eyes on our website and Facebook page for announcements.

Midland Bus Kits - the home of friendly bus modellers

This Month's theme:

The Die-cast Model bus - Aaron Clark

I have loved buses for as long as I can remember. I started making cardboard models six years ago, then 2 years ago started painting Die-Cast models after seeing other peoples work.

My most favourite model bus is the Alx400 and the Enviro 400, I love how they look and sound.

The open top buses I like to recreate are from Skegness were I'm from, my

My favourite livery is the beachball and stagecoach gold beachball, the stagecoach gold one has nice colours.

I do my repaints mainly for myself, and other modellers too and I want to inspire other modellers to do the same.







This is the one I designed. I had a dream when I was younger there was some new seaside buses and that was one of them, so I drew it, sent it to stagecoach and they made it.



Starting from next month's Newsletter we would like to add a sale/wanted section for kits no longer available, so if you send us your sales or wanted items, we will add them here and see if we can't get you that kit or sale. send your sales or wants to midlandbuskits@outlook.com

SCENICS ADD SO MUCH TO OUR HOBBY - Doug Nicholson

The growth in the use of scenics to produce large layouts, dioramas or where space is at a premium, a minirama, to display our models to their best advantage adds so much to the hobby. Whether it is a garage, bus station or general road scene, showing models in their natural environment keeps moving the hobby forward. The well known and much admired work by such as Eric Wain, Dick Lindsay amongst others shows what can be achieved with time and effort. Starting with a minirama perhaps gives us chance to try out different materials

An early attempt to produce a minirama representing an actual location is shown below picking up Goat Fell on Arran as the backdrop for buses heading in and out of Brodick from the west or north.

The picture shows a 1949 Bedford OB from the Weir of Machrie fleet heading into Brodick with passengers for the ferry, on the route from Pirmill. DBN 627 joined the Weir fleet in 1961, served until 1965 and became a mobile shop.

The model is a repainted EFE with a mixture of Sunrise and homemade transfers.



Below you can see what a difference a background makes to your models as seen here with Leon Richardson's Stevensons models.





Alan Roberts models below, look so realistic with a backdrop. It's the little things that add that little bit more.





To show case the repaints I produce as well as kit builds, I don't just want a white background, I want a scenic backdrop. So I have bought 2 Superquick model kits from www.superquick.co.uk

The first kit I have built is the four terraced cottages kit. The next kit is their Two Country Town shops kit. These will be then added to a small board which I will put on a Tarmac surface. www.scalescenes.com do various road and pavements PDF downloads as you can see below, starting from £1.99. Daryl







[Metcalf Models & Toys Ltd](#) also produce **SCALE TOWN & COUNTRY BUILDINGS** and their website is worth a look.

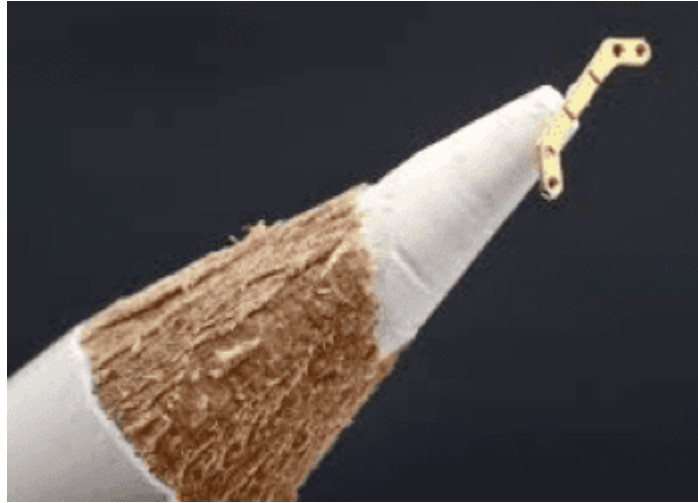
USEFUL TOOLS - Daryl Hemsell

I always like to make modelling easy, and if there is a tool that helps, I will buy it. and here is one such great bit of kit for all modellers.

It's the Ultimate Photo Etch Placer, is a wax based re-usable positioning aide for those small photo etch or styrene parts, priced at £2.99. I have used it a lot and it has been a great addition to my tools.

This set contains two photo etch placers that work by gently sticking small parts to the wax inside of the pencil, because the small part is only temporally attached to the wax it can be easily moved & placed in the correct position. When the wax end is beginning to blunt you can simply sharpen it either a pencil sharpener or even a

This photo etch placer from [Ultimate Modelling Products](#) can be a real help, saving you time & allowing you to work in a more accurate way.



You can still register your interest in any of our kits by visiting our website

[Midland Bus Kits](#)

We still have The Optare Excel L1150 and Excel 2 L1180 available.

Order now at [MIDLAND BUS KITS](#)

Kit MBK003 - Barton AEC Regent V / NCME Body **£48 unbuilt kit, £77 Built & painted kit - Postage included**

This kit is currently being revised and will be available soon

Please register your interest in this kit at www.midlandbuskits.co.uk



Because we can have any amount of kits cast, we can always have in stock extra kits so you never miss out.

You can still get your hands on the MBK002 Mercedes Benz 0405n

£47.20 unbuilt kit Price includes postage



Just a selection of Photo Etched parts made by Mark Budd for his own projects, but as they came out so well he has decided to offer them for sale too.

He would like to expand the range if there is demand. So he is looking for requests and suggestions.

Mark says "Feedback so far has been really positive so I must have done something right"!

In every detail


A range of exquisite 1:76 scale model bus parts etched in Nickel Silver, designed to enhance existing models or add some fine detail to your builds. These parts are produced in small numbers so some orders may take a little while to deliver or be placed on pre-order. Many of these parts are extremely fine and you will require some skill to work with them. Many thanks for taking the time to look.

Mark.

Please note, these images are not all to the same scale for better illustration, but the parts are 1:76 scale.

RW1		Mirror Image / Sunrise Alexander R-Type	EFE Alexander Y Type Front grilles, £1		YG1
RW2		Window openers	Later lower conversion, £1.30 (requires filing down the casting)		YG2
RW3				YG3	
RW4		Cab windows, 90p		YG4	
RC1				YG5	
RC2				YG6	
RC3			Side grille, 80p		
RG1		Early front grille, £1.75	Set of 6 window hoppers		YW1
RG2		Rear dome grille, 80p	also fits Atlantean/Fleetline, £1.75		YD1
RG3		80p/pair (Also suits AV Ailsa etc)	Full width 4-leaf door, £2		
RG4		Large side intake, £1.75 (Also suits late Atlantean)	ABC Alexander Ailsa Set of 11 SBG style opening windows and 2 cab sliders, £3.75		AV1
L1		BMAC lights and signs Paint the lenses with coloured varnish for realistic finish	Pair of side grilles for Glasgow AV1-3, £1.75		AG6
L2			EFE Alexander Atlantean Conversion Set of 8 panoramic hoppers, £4		AW1
L3		Big rear lights, 80p / pair	Set of 8 short panoramic sliders, £2 (Also suits ABC Ailsa conversion)		AW2
L4		Smaller lights, 40p / pair	Cab windows 90p		AC1
L5				AC2	
L7		PAYE sign, 40p	Grilles 80p		AG1
L8				AG2	
L6				AG3	
M1		Mirrors, 60p pair		AG4	
M2				AG5	
M3			Atlantean bonnet		B1, 60p
M4			National 2, Olemplan front		B6, 60p
M5				B2, 40p	
M6				B5, 40p	
M7				B3, 40p	
M8				B4, 60p	
M9				B7, 40p	
M10				B8, 40p	
M11			Rear number plate surround		F2, 80p
M12			Fuel filler surround		F1, 80p
EW1		EFE ECW Fleetline Conversion Set of 12 opening windows and cab slider, £4.75	OOC MCW Metrobus Mk1/2 (Glasgow spec) set of 10 opening windows, door and cab slider, £5.75		MW1
W1		Straight wiper, 35p each		MW2	
W2R					
W2L					
W3		Pantograph wipers, £1 / pair (Fold the blade around behind the arm (or cut and glue) for full effect)			
W4					
W5					

Contact me on markbudd1276@gmail.com or find me at Bridgeton Bus Garage when I'm working at 1:1 scale.



More new transfers that came to Sunrise with the MBC Decals business - though not listed in an MBC catalogue - are these five sets for East Anglian independent Chambers, Bures. Established in the horse drawn days of 1877, Chambers survived as an independent company till 2012 when Go-Ahead acquired the business.

Set EN-CB1 traditional gold names £2 25p Set EN-CB2 including Village Bus lettering £3 25p


Set EN-CB3 including underlined fleetnames £3 25p

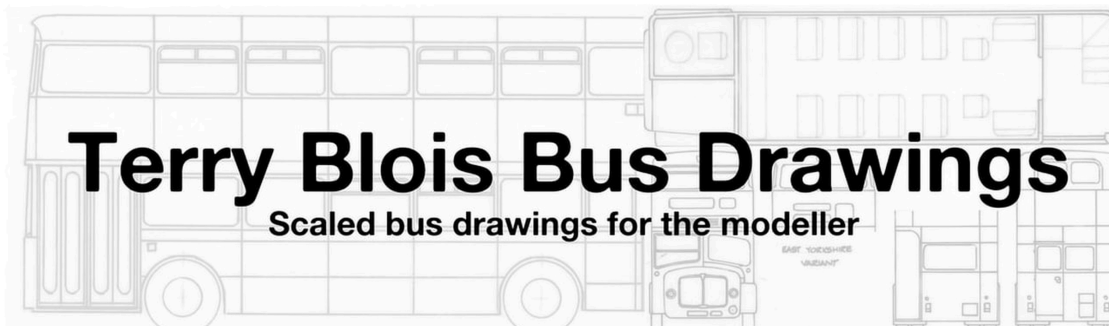
Set EN-CB4 with 0787 227233 phone number £4 25p

Set EN-CB5 with 01787 227233 phone number £4 25p

Note that the colour has been considerably darkened in the picture to show up the cream fleetnames/logos etc.

These sets can be ordered from Sunrise by email to george@georgeheaney.co.uk






Terry Blois 4mm scale Bus and Coach Plans

For those who like to scratch build their own model buses, Terry Blois's website is a great addition to help with your model building.

Each drawing is priced at £3.00 and postage is £2 per order.

Payment options are cheques you can use the [ORDER CONTACT PAGE](#) to get in touch with me to arrange a bank transfer or to pay via Paypal.

www.terrybloisbusdrawings.co.uk



PARAGON KITS

Model bus kits, accessories and conversion parts in 1:76 scale

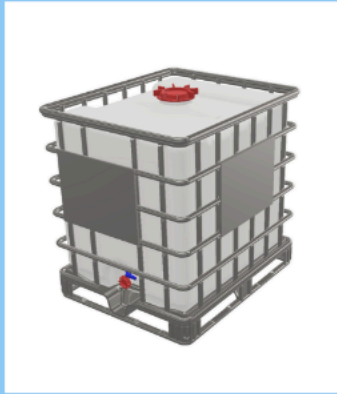
[Bus Kits \(paragonkits.com\)](http://paragonkits.com)

MARK HUGHES MODELS

[Bus and Coach Parts](#)



3D PRINTING CORNER



**IBC PALLET TANKS
PACK OF 5**

£12.00



**GRAB BUCKETS
(OPEN OR CLOSE)**

£5.90 (EACH)



**STILLAGES
(MESH OR PLAIN)
PACK OF 5**

£11.40


GET READY TO ORDER!

WE SELL IN OUR ONLINE STORE OR EBAY

www.3dprintingcorner.co.uk

IF YOU NEED TO CONTACT US

info@3dprintingcorner.co.uk



CITIBUS MODELS



Kit CM007 Volvo B5TL Gemini 3 11.5m is £45.00 plus postage being released in two weeks.



CM012 Mercedes Benz OC500LE MCV Evolution is back in stock at £43.00 plus £5.50 p&p

If you are interested in any of our kits, please get in touch
citibusmodels505@gmail.com or visit our website www.citibusmodels.co.uk

Charity Auction for the Archie foundation



**ALMOST THAT TIME OF YEAR AGAIN
ON MODEL BUS SCOTLAND**



**OUR 3RD CHARITY CHRISTMAS AUCTION
WILL TAKE PLACE ON THE GROUP
ON THE WEEKEND OF 27/28 NOVEMBER**

**Can you help?
We are looking for any models, kits, books and any other transport related
items to be auctioned off to benefit this years chosen Charity
The Archie Foundation**

Facebook page or get in touch at modelbusScotland@gmail.com

The Archie Foundation exists to make the difference in healthcare and bereavement for children and their families across the north of Scotland. We do this by working in partnership with the NHS and other child development professionals including, but not limited to, those working in the education and social work sectors.

We might be best known for transforming children's hospital environments to make them more child friendly, welcoming and age appropriate, but we do so much more than this. Click through our site to find out more about the [work we do](#).

The Archie Foundation is entirely funded by voluntary donations and fundraising. Everything we do is thanks to the generosity of our amazing supporters.

Copyright © MIDLAND BUS KITS 2021

Want to change how you receive these emails?

You can [update your preferences](#) or [unsubscribe from this list](#).

This email was sent to <<Email Address>>

[why did I get this?](#) [unsubscribe from this list](#) [update subscription preferences](#)

Midland Bus Kits · 49 Monyash Way · Belper, Derbyshire DE56 1FW · United Kingdom

